



SUPPORT CLASS RESULTS

AUSTRALIAN PERIOD 5/6

Qualifying

Date: 24/02/17
 Event: Q01
 Weather: Cloudy - Temp: 16.4C
 Track: Dry - Temp: 20.0C

Started at: 08:25:06
 Laps: 15 Min
 Starters: 25
 Printed at: 10:38

PROVISIONAL CLASSIFICATION

Pos	No	Gr	Name	Machine	Fastest Lap	On Lap	Behind Prev	Behind Leader	Top Speed
1	2	A	Chas HERN (VIC) / T-Rex Racing	Yamaha FJ 1200	1:38.855	3 of 3			259
2	88	A	Dean OUGHTRED (VIC) / Carl Cox Motorsport / Dynoverks	Suzuki GSXR 1100	1:40.930	5 of 7	2.075	2.075	259
3	193	B	Justin DIGIANDOMENICO (VIC)	Yamaha FXR 1029	1:42.534	7 of 8	1.604	3.679	260
4	36	A	Murray CLARK (QLD) / MCR	Suzuki GSXR 1183	1:43.221	4 of 4	.687	4.366	258
5	31	A	Craig DITCHBURN (VIC) / Consortium Racing	Yamaha TZ 750	1:43.412	5 of 6	.191	4.557	252
6	76	B	Scott WEBSTER (VIC) / C&M Motorcycles / Prime Appliance Service	Harris XR69 1200	1:43.673	2 of 6	.261	4.818	253
7	79	A	Stephen KAIRL (NSW) / C&M Motorcycles / Prime Appliance Service	Yamaha FZR 1040	1:44.473	3 of 4	.800	5.618	260
8	87	B	Jarrold HURST (VIC) / MJ Earthmoving P/L	Yamaha FZR 1000	1:44.774	3 of 8	.301	5.919	250
9	62	B	Robert RUWOLDT (VIC)	Harris Kawasaki F1 1200	1:47.446	3 of 5	2.672	8.591	235
10	56		Justin MELLERICK (VIC) / T-Rex Racing	Honda CB 1100 R	1:47.483	2 of 4	.037	8.628	239
11	9		Dean CASTLETON (VIC)	Suzuki GSXR 1100	1:48.341	4 of 4	.858	9.486	229
12	8	B	Albert TEHENNEPE (VIC) / AT Racing	Kawasaki Harris 1200	1:48.494	2 of 5	.153	9.639	243
13	48	A	Mick NEASON (NSW)	McIntosh Suzuki 1200	1:48.497	5 of 5	.003	9.642	235
14	21	B	Denis ACKLAND (VIC) / AT Racing	Kawasaki Z 1260	1:49.128	5 of 5	.631	10.273	244
15	73	C	Glenn CRUTCHLEY (VIC) / Kallista Electrical	Kawasaki P & M 1200	1:49.512	5 of 6	.384	10.657	230
16	113		Bernie LEEN (VIC) / C&C Motorcycle Engineering	Honda RC30 750	1:49.756	5 of 5	.244	10.901	236
17	59	C	Craig STEWART (NSW) / C & M Motorcycles	Yamaha OW01 783	1:50.019	6 of 7	.263	11.164	244
18	4	C	Patrick POVOLNY (NSW) / Truckeez Transport Refridgeration Repairs	Suzuki GSX 1100	1:53.034	4 of 7	3.015	14.179	225
19	12	B	Richard EASTON (NSW) / Rosco's Rollers	M-plast Suzuki GSX 1135	1:54.582	7 of 7	1.548	15.727	220
20	22	C	Karen WEBB (TAS) / Eieio Superfund	Suzuki GSXR 750	1:56.072	7 of 7	1.490	17.217	216
Number of Qualifiers: 20									
Non-qualifiers									
DNQ	15	C	Brad LOPATEN (NSW) / Car Care Centre	Suzuki GSXR 750	1:58.764	2 of 4	2.692	19.909	228
DNQ	63		Matt SMITH (TAS) / New Age Caravans - Tasmania	Kawasaki ZZR 1100	2:01.368	3 of 4	2.604	22.513	218
DNQ	717	C	Tim WOTTON (ACT)	Kawasaki Z 1045	2:01.408	3 of 3	.040	22.553	213
DNQ	816	D	Darren LARK (VIC)	Suzuki GSXR 1166	2:04.272	4 of 5	2.864	25.417	207
DNQ	61		Glen FOSTER (VIC)	Suzuki GSX 1160	2:05.128	1 of 7	.856	26.273	202

*** Qualifying time = 1:57.914. NON-QUALIFIERS PERMITTED TO START BY CLERK OF COURSE ***

The results are provisional until the end of the time limit for protests and appeals.


 Chief Time Keeper - Scott Laing


 Clerk of Course - Tom Williams



Computime Race Timing Systems Pty Ltd © 1996
 Licensed to Computime Race Timing Systems

COMPUTIME RACE TIMING SYSTEMS PTY LTD
www.computime.com.au

9 Timber Lane, Glen Waverley Vic 3150. Ph: 0418 17 13 17

E-mail: scott@computime.com.au





SUPPORT CLASS RESULTS

AUSTRALIAN PERIOD 5/6

Qualifying

Date: 24/02/17
 Event: Q01
 Weather: Cloudy - Temp: 16.4C
 Track: Dry - Temp: 20.0C

Started at: 08:25:06
 Laps: 15 Min
 Starters: 25
 Printed at: 10:38

PROVISIONAL LAP TIMES

No	Name	Lap 1	Lap 2	Lap 3	Lap 4	Lap 5	Lap 6	Lap 7	Lap 8
2	Chas HERN (VIC)	1:42.499	1:39.541	1:38.855					
4	Patrick POVOLNY (NSW)	1:56.356	1:53.378	1:54.895	1:53.034	1:53.742	1:58.019	1:53.099	
8	Albert TEHENNEPE (VIC)	1:57.519	1:48.494	1:48.642	1:48.986	1:49.527			
9	Dean CASTLETON (VIC)	1:50.763	1:51.373	1:48.959	1:48.341				
12	Richard EASTON (NSW)	1:59.071	1:58.519	1:55.405	1:54.674	1:54.921	1:54.617	1:54.582	
15	Brad LOPATEN (NSW)	1:59.228	1:58.764	1:59.073	1:59.511				
21	Denis ACKLAND (VIC)	1:52.188	1:52.397	1:51.343	1:50.399	1:49.128			
22	Karen WEBB (TAS)	2:00.001	1:58.894	1:57.213	1:58.138	1:58.218	1:57.300	1:56.072	
31	Craig DITCHBURN (VIC)	1:48.785	1:44.003	1:43.772	1:43.603	1:43.412	5:09.261		
36	Murray CLARK (QLD)	1:48.998	1:44.644	1:43.867	1:43.221				
48	Mick NEASON (NSW)	1:57.100	1:54.955	1:51.380	1:51.090	1:48.497			
56	Justin MELLERICK (VIC)	1:48.372	1:47.483	1:48.302	1:54.110				
59	Craig STEWART (NSW)	1:59.356	2:40.388	2:00.230	1:52.721	1:51.715	1:50.019	1:50.069	
61	Glen FOSTER (VIC)	2:05.128	2:06.086	2:07.856	2:08.375	2:08.155	2:06.504	2:07.898	
62	Robert RUWOLDT (VIC)	1:49.447	1:47.680	1:47.446	1:48.303	1:50.084			
63	Matt SMITH (TAS)	2:04.487	2:04.795	2:01.368	2:03.309				
73	Glenn CRUTCHLEY (VIC)	1:56.991	1:52.733	1:52.004	1:52.808	1:49.512	1:50.626		
76	Scott WEBSTER (VIC)	1:55.388	1:43.673	1:43.769	1:45.835	1:46.748	1:46.575		
79	Stephen KAIRL (NSW)	1:49.452	1:46.631	1:44.473	1:45.490				
87	Jarrold HURST (VIC)	1:53.846	1:46.158	1:44.774	1:45.376	1:45.326	1:45.504	1:46.847	1:48.382
88	Dean OUGHTRED (VIC)	1:44.957	2:48.115	1:42.593	1:45.123	1:40.930	1:41.882	1:41.445	
113	Bernie LEEN (VIC)	1:57.684	1:54.257	1:51.026	1:50.232	1:49.756			
193	Justin DIGIANDOMENICO (VIC)	1:47.009	1:44.908	1:44.288	1:51.332	1:43.761	1:54.126	1:42.534	1:52.040
717	Tim WOTTON (ACT)	2:03.123	2:02.307	2:01.408					
816	Darren LARK (VIC)	2:08.035	2:06.309	2:04.521	2:04.272	2:04.329			

*** Qualifying time = 1:57.914. NON-QUALIFIERS PERMITTED TO START BY CLERK OF COURSE ***

The results are provisional until the end of the time limit for protests and appeals.

Chief Time Keeper - Scott Laing

Clerk of Course - Tom Williams



Computime Race Timing Systems Pty Ltd © 1996
 Licensed to Computime Race Timing Systems

COMPUTIME RACE TIMING SYSTEMS PTY LTD
www.computime.com.au

9 Timber Lane, Glen Waverley Vic 3150. Ph: 0418 17 13 17

E-mail: scott@computime.com.au





SUPPORT CLASS RESULTS

AUSTRALIAN PERIOD 5/6

Qualifying

Date: 24/02/17
 Event: Q01
 Weather: Cloudy - Temp: 16.4C
 Track: Dry - Temp: 20.0C

Started at: 08:25:06
 Laps: 15 Min
 Starters: 25
 Printed at: 10:38

PROVISIONAL SPLIT TIMES

Lap	Split 1	Split 2	Split 3	Split 4	Lap Time	Spd	Lap	Split 1	Split 2	Split 3	Split 4	Lap Time	Spd
2 Chas HERN (VIC) (1st)							7	27.775	33.606	21.536	31.665	1:54.582	216
1			1:30.227	29.855	2:00.082								
2	24.553	29.836	19.723	28.387	1:42.499	258	15 Brad LOPATEN (NSW) (DNQ)						
3	24.149	28.987	18.880	27.525	1:39.541	259	1	28.502	34.708	23.016	33.002	1:59.228	228
4	23.793	28.622	18.974	27.466	1:38.855	255	2	28.819	34.558	22.828	32.559	1:58.764	215
4 Patrick POVOLNY (NSW) (18th)							3	28.984	34.625	22.523	32.941	1:59.073	209
1	28.823	33.744	22.542	31.247	1:56.356	220	4	29.182	34.658	23.097	32.574	1:59.511	214
2	27.145	33.459	21.614	31.160	1:53.378	218	21 Denis ACKLAND (VIC) (14th)						
3	28.041	33.774	22.079	31.001	1:54.895	225	1			1:29.970	32.431	2:02.401	
4	26.983	33.059	21.637	31.355	1:53.034	225	2	27.530	33.124	20.732	30.802	1:52.188	243
5	27.618	32.981	21.860	31.283	1:53.742	224	3	27.143	33.007	21.631	30.616	1:52.397	244
6	28.503	35.872	22.492	31.152	1:58.019	194	4	26.756	31.933	21.217	31.437	1:51.343	242
7	27.562	32.831	21.411	31.295	1:53.099	222	5	26.326	32.124	20.954	30.995	1:50.399	243
8 Albert TEHENNEPE (VIC) (12th)							6	26.153	31.816	20.732	30.427	1:49.128	242
1	28.460	34.869	22.787	31.403	1:57.519	236	22 Karen WEBB (TAS) (20th)						
2	26.274	31.799	20.151	30.270	1:48.494	243	1	29.795	35.384	22.373	32.449	2:00.001	205
3	26.551	31.406	20.402	30.283	1:48.642	238	2	28.801	35.875	22.156	32.062	1:58.894	208
4	26.485	31.494	20.684	30.323	1:48.986	242	3	28.924	34.078	22.122	32.089	1:57.213	206
5	26.251	31.892	20.846	30.538	1:49.527	241	4	29.292	34.397	22.350	32.099	1:58.138	194
9 Dean CASTLETON (VIC) (11th)							5	29.230	34.219	22.813	31.956	1:58.218	207
1		3:15.929	22.917	32.777	4:11.623		6	29.116	33.950	22.155	32.079	1:57.300	216
2	27.642	32.500	20.429	30.192	1:50.763	215	7	28.919	33.929	21.895	31.329	1:56.072	214
3	26.435	32.702	21.386	30.850	1:51.373	229	31 Craig DITCHBURN (VIC) (5th)						
4	26.555	32.058	20.146	30.200	1:48.959	229	1	27.529	31.640	20.198	29.418	1:48.785	252
5	26.307	31.603	20.324	30.107	1:48.341	228	2	25.318	30.251	19.681	28.753	1:44.003	249
12 Richard EASTON (NSW) (19th)							3	25.133	30.007	19.752	28.880	1:43.772	249
1	29.415	35.176	22.211	32.269	1:59.071	216	4	24.712	30.667	19.491	28.733	1:43.603	251
2	28.191	34.937	23.145	32.246	1:58.519	219	5	24.869	30.098	19.518	28.927	1:43.412	251
3	27.791	33.761	21.943	31.910	1:55.405	219	6	24.805	4:44.456			5:09.261	248
4	27.905	33.143	21.842	31.784	1:54.674	218	36 Murray CLARK (QLD) (4th)						
5	27.681	33.546	21.728	31.966	1:54.921	220	1	26.994	31.767	20.643	29.594	1:48.998	248
6	27.953	33.352	21.731	31.581	1:54.617	216	2	25.470	30.398	19.828	28.948	1:44.644	258

Chief Time Keeper - Scott Laing


Clerk of Course - Tom Williams



Computime Race Timing Systems Pty Ltd © 1996
 Licensed to Computime Race Timing Systems
COMPUTIME RACE TIMING SYSTEMS PTY LTD
www.computime.com.au

9 Timber Lane, Glen Waverley Vic 3150. Ph: 0418 17 13 17

E-mail: scott@computime.com.au





SUPPORT CLASS RESULTS

AUSTRALIAN PERIOD 5/6

Qualifying

Date: 24/02/17
 Event: Q01
 Weather: Cloudy - Temp: 16.4C
 Track: Dry - Temp: 20.0C

Started at: 08:25:06
 Laps: 15 Min
 Starters: 25
 Printed at: 10:38

PROVISIONAL SPLIT TIMES

Lap	Split 1	Split 2	Split 3	Split 4	Lap Time	Spd	Lap	Split 1	Split 2	Split 3	Split 4	Lap Time	Spd
3	25.129	30.250	19.664	28.824	1:43.867	256	1	27.863	31.749	20.158	29.677	1:49.447	214
4	24.964	29.700	19.607	28.950	1:43.221	257	2	26.625	31.153	20.382	29.520	1:47.680	235
48 Mick NEASON (NSW) (13th)							3	26.497	31.126	20.105	29.718	1:47.446	230
1	29.274	34.656	21.522	31.648	1:57.100	225	4	26.973	31.311	20.253	29.766	1:48.303	235
2	27.820	34.326	21.263	31.546	1:54.955	224	5	26.605	31.821	20.872	30.786	1:50.084	230
3	27.300	32.731	21.279	30.070	1:51.380	217	63 Matt SMITH (TAS) (DNQ)						
4	26.583	32.719	21.263	30.525	1:51.090	224	1	29.629	36.793	23.894	34.171	2:04.487	209
5	25.979	31.828	20.728	29.962	1:48.497	235	2	29.121	37.504	24.175	33.995	2:04.795	216
56 Justin MELLERICK (VIC) (10th)							3	29.776	35.740	23.052	32.800	2:01.368	202
1		2:44.231	22.084	30.588	3:36.903		4	30.663	35.796	23.357	33.493	2:03.309	192
2	25.897	31.528	20.750	30.197	1:48.372	231	73 Glenn CRUTCHLEY (VIC) (15th)						
3	25.793	31.167	20.374	30.149	1:47.483	234	1	29.249	35.210	21.970	30.562	1:56.991	207
4	25.806	31.310	20.786	30.400	1:48.302	239	2	27.753	32.677	21.905	30.398	1:52.733	223
5	26.952	32.995	21.992	32.171	1:54.110	233	3	27.513	32.910	21.148	30.433	1:52.004	227
59 Craig STEWART (NSW) (17th)							4	27.365	32.505	22.103	30.835	1:52.808	223
1	29.152	34.843	22.861	32.500	1:59.356	235	5	26.508	31.958	20.917	30.129	1:49.512	224
2	28.101	32.781	22.737	1:16.769	2:40.388	225	6	26.764	32.485	21.047	30.330	1:50.626	230
3	33.111	33.603	22.077	31.439	2:00.230 P		76 Scott WEBSTER (VIC) (6th)						
4	27.427	32.933	21.650	30.711	1:52.721	237	1	28.805	33.794	22.104	30.685	1:55.388	233
5	27.165	32.716	21.367	30.467	1:51.715	235	2	25.410	29.992	19.515	28.756	1:43.673	249
6	26.526	32.217	21.131	30.145	1:50.019	244	3	25.007	30.396	19.638	28.728	1:43.769	253
7	26.772	31.818	21.048	30.431	1:50.069	241	4	25.037	30.801	19.861	30.136	1:45.835	253
61 Glen FOSTER (VIC) (DNQ)							5	25.601	31.344	20.481	29.322	1:46.748	250
1	30.331	37.055	23.951	33.791	2:05.128	202	6	25.251	31.359	20.439	29.526	1:46.575	252
2	30.823	36.737	23.695	34.831	2:06.086	189	79 Stephen KAIRL (NSW) (7th)						
3	31.161	37.358	24.040	35.297	2:07.856	189	1	27.523	32.009	20.495	29.425	1:49.452	223
4	30.984	37.570	24.379	35.442	2:08.375	188	2	25.720	31.346	20.633	28.932	1:46.631	234
5	31.021	37.977	24.175	34.982	2:08.155	189	3	25.109	30.366	20.275	28.723	1:44.473	260
6	30.936	36.805	24.199	34.564	2:06.504	192	4	25.115	30.429	20.713	29.233	1:45.490	257
7	31.162	37.778	23.857	35.101	2:07.898	188	87 Jarrod HURST (VIC) (8th)						
62 Robert RUWOLDT (VIC) (9th)							1	27.892	33.861	21.972	30.121	1:53.846	241

Scott Laing
 Chief Time Keeper - Scott Laing


Tom Williams
 Clerk of Course - Tom Williams



Computime Race Timing Systems Pty Ltd © 1996
 Licensed to Computime Race Timing Systems
COMPUTIME RACE TIMING SYSTEMS PTY LTD
www.computime.com.au

9 Timber Lane, Glen Waverley Vic 3150. Ph: 0418 17 13 17

E-mail: scott@computime.com.au





SUPPORT CLASS RESULTS

AUSTRALIAN PERIOD 5/6

Qualifying

Date: 24/02/17
 Event: Q01
 Weather: Cloudy - Temp: 16.4C
 Track: Dry - Temp: 20.0C

Started at: 08:25:06
 Laps: 15 Min
 Starters: 25
 Printed at: 10:38

PROVISIONAL SPLIT TIMES

Lap	Split 1	Split 2	Split 3	Split 4	Lap Time	Spd	Lap	Split 1	Split 2	Split 3	Split 4	Lap Time	Spd
2	25.500	31.140	19.878	29.640	1:46.158	248	193 Justin DIGIANDOMENICO (VIC) (3rd)						
3	25.189	30.546	19.600	29.439	1:44.774	250	1	26.488	30.957	20.077	29.487	1:47.009	250
4	25.313	30.620	20.066	29.377	1:45.376	248	2	25.579	30.563	19.858	28.908	1:44.908	260
5	25.107	30.824	20.001	29.394	1:45.326	249	3	24.887	30.271	19.512	29.618	1:44.288	258
6	25.320	31.140	19.912	29.132	1:45.504	249	4	27.269	31.537	21.518	31.008	1:51.332	233
7	25.848	31.318	20.147	29.534	1:46.847	240	5	24.743	30.206	19.949	28.863	1:43.761	258
8	25.442	31.446	20.847	30.647	1:48.382	246	6	27.968	35.268	21.308	29.582	1:54.126	206
							7	24.533	29.500	19.894	28.607	1:42.534	255
							8	26.643	32.851	22.291	30.255	1:52.040	243
88 Dean OUGHTRED (VIC) (2nd)													
1			1:34.991	30.351	2:05.342								
2	24.992	30.827	20.057	29.081	1:44.957	259	717 Tim WOTTON (ACT) (DNQ)						
3	27.637	1:25.930	25.388	29.160	2:48.115	258	1			1:41.472	35.320	2:16.792	
4	24.763	29.077	20.219	28.534	1:42.593	255	2	30.970	35.770	22.927	33.456	2:03.123	213
5	24.686	29.182	21.696	29.559	1:45.123	252	3	30.193	35.439	23.006	33.669	2:02.307	212
6	24.153	29.018	19.316	28.443	1:40.930	253	4	30.184	35.022	22.970	33.232	2:01.408	194
7	24.469	29.170	19.683	28.560	1:41.882	252							
8	24.226	29.120	19.253	28.846	1:41.445	251	816 Darren LARK (VIC) (DNQ)						
							1		1:35.412	26.492	36.580	2:38.484	
113 Bernie LEEN (VIC) (16th)							2	31.361	37.331	24.626	34.717	2:08.035	195
1	29.501	35.118	22.321	30.744	1:57.684	234	3	31.216	36.805	23.827	34.461	2:06.309	196
2	27.552	34.262	21.314	31.129	1:54.257	236	4	30.864	36.235	23.538	33.884	2:04.521	196
3	26.857	32.537	21.565	30.067	1:51.026	234	5	30.476	36.537	23.500	33.759	2:04.272	200
4	26.699	32.467	20.994	30.072	1:50.232	233	6	30.541	35.849	23.749	34.190	2:04.329	207
5	26.471	32.065	20.956	30.264	1:49.756	234							

*** Qualifying time = 1:57.914. NON-QUALIFIERS PERMITTED TO START BY CLERK OF COURSE ***

The results are provisional until the end of the time limit for protests and appeals.


 Chief Time Keeper - Scott Laing


 Clerk of Course - Tom Williams



Computime Race Timing Systems Pty Ltd © 1996
 Licensed to Computime Race Timing Systems
COMPUTIME RACE TIMING SYSTEMS PTY LTD
www.computime.com.au

9 Timber Lane, Glen Waverley Vic 3150. Ph: 0418 17 13 17

E-mail: scott@computime.com.au





SUPPORT CLASS RESULTS

AUSTRALIAN PERIOD 5/6

Qualifying

Date: 24/02/17
 Event: Q01
 Weather: Cloudy - Temp: 16.4C
 Track: Dry - Temp: 20.0C

Started at: 08:25:06
 Laps: 15 Min
 Starters: 25
 Printed at: 10:38


PROVISIONAL FASTEST LAPS SEQUENCE

Race Time	No	Name	Machine	Fastest Lap	On Lap
3:20.623	36	Murray CLARK (QLD)	Suzuki GSXR 1183	1:48.998	1
3:20.893	193	Justin DIGIANDOMENICO (VIC)	Yamaha FXR 1029	1:47.009	1
3:42.581	2	Chas HERN (VIC)	Yamaha FJ 1200	1:42.499	1
5:22.122	2	Chas HERN (VIC)	Yamaha FJ 1200	1:39.541	2
7:00.977	2	Chas HERN (VIC)	Yamaha FJ 1200	1:38.855	3

*** Qualifying time = 1:57.914. NON-QUALIFIERS PERMITTED TO START BY CLERK OF COURSE ***

The results are provisional until the end of the time limit for protests and appeals.


 Chief Time Keeper - Scott Laing



 Clerk of Course - Tom Williams



Computime Race Timing Systems Pty Ltd © 1996
 Licensed to Computime Race Timing Systems
COMPUTIME RACE TIMING SYSTEMS PTY LTD
www.computime.com.au

9 Timber Lane, Glen Waverley Vic 3150. Ph: 0418 17 13 17

E-mail: scott@computime.com.au





SUPPORT CLASS RESULTS

AUSTRALIAN PERIOD 5/6

Qualifying

Date: 24/02/17
 Event: Q01
 Weather: Cloudy - Temp: 16.4C
 Track: Dry - Temp: 20.0C

Started at: 08:25:06
 Laps: 15 Min
 Starters: 25
 Printed at: 10:38

PROVISIONAL BEST PARTIAL TIMES

Pos	Split 1		Split 2		Split 3		Split 4		LAP		Ideal	Fastest
	Name	Time	Name	Time	Name	Time	Name	Time	Name	Time		
1	C. HERN	23.793	C. HERN	28.622	C. HERN	18.880	C. HERN	27.466	C. HERN	1:38.761	1:38.855	
2	D. OUGHTRE	24.153	D. OUGHTRE	29.018	D. OUGHTRE	19.253	D. OUGHTRE	28.443	D. OUGHTRE	1:40.867	1:40.930	
3	J. DIGIANDOM	24.533	J. DIGIANDOM	29.500	C. DITCHBUR	19.491	J. DIGIANDOM	28.607	J. DIGIANDO	1:42.152	1:42.534	
4	C. DITCHBUR	24.712	M. CLARK	29.700	J. DIGIANDOM	19.512	S. KAIRL	28.723	C. DITCHBUR	1:42.943	1:43.412	
5	M. CLARK	24.964	S. WEBSTER	29.992	S. WEBSTER	19.515	S. WEBSTER	28.728	M. CLARK	1:43.095	1:43.221	
6	S. WEBSTER	25.007	C. DITCHBUR	30.007	J. HURST	19.600	C. DITCHBUR	28.733	S. WEBSTER	1:43.242	1:43.673	
7	J. HURST	25.107	S. KAIRL	30.366	M. CLARK	19.607	M. CLARK	28.824	J. HURST	1:44.385	1:44.774	
8	S. KAIRL	25.109	J. HURST	30.546	R. RUWOLDT	20.105	J. HURST	29.132	S. KAIRL	1:44.473	1:44.473	
9	J. MELLERICK	25.793	R. RUWOLDT	31.126	D. CASTLETO	20.146	R. RUWOLDT	29.520	R. RUWOLDT	1:47.248	1:47.446	
10	M. NEASON	25.924	J. MELLERICK	31.167	A. TEHENNEP	20.151	M. NEASON	29.962	J. MELLERIC	1:47.483	1:47.483	
11	D. ACKLAND	26.153	A. TEHENNEP	31.406	S. KAIRL	20.275	B. LEEN	30.067	A. TEHENNEP	1:48.078	1:48.494	
12	A. TEHENNEP	26.251	D. CASTLETO	31.603	J. MELLERICK	20.374	D. CASTLETO	30.107	D. CASTLETO	1:48.163	1:48.341	
13	D. CASTLETO	26.307	D. ACKLAND	31.816	M. NEASON	20.728	G. CRUTCHLE	30.129	M. NEASON	1:48.442	1:48.497	
14	B. LEEN	26.471	C. STEWART	31.818	D. ACKLAND	20.732	C. STEWART	30.145	D. ACKLAND	1:49.128	1:49.128	
15	R. RUWOLDT	26.497	M. NEASON	31.828	G. CRUTCHLE	20.917	J. MELLERICK	30.149	G. CRUTCHL	1:49.512	1:49.512	
16	G. CRUTCHLE	26.508	G. CRUTCHLE	31.958	B. LEEN	20.956	A. TEHENNEP	30.270	C. STEWART	1:49.537	1:50.019	
17	C. STEWART	26.526	B. LEEN	32.065	C. STEWART	21.048	D. ACKLAND	30.427	B. LEEN	1:49.559	1:49.756	
18	P. POVOLNY	26.983	P. POVOLNY	32.831	P. POVOLNY	21.411	P. POVOLNY	31.001	P. POVOLNY	1:52.226	1:53.034	
19	R. EASTON	27.681	R. EASTON	33.143	R. EASTON	21.536	K. WEBB	31.329	R. EASTON	1:53.941	1:54.582	
20	B. LOPATEN	28.502	K. WEBB	33.929	K. WEBB	21.895	R. EASTON	31.581	K. WEBB	1:55.954	1:56.072	
21	K. WEBB	28.801	B. LOPATEN	34.558	B. LOPATEN	22.523	B. LOPATEN	32.559	B. LOPATEN	1:58.142	1:58.764	
22	M. SMITH	29.121	T. WOTTON	35.022	T. WOTTON	22.927	M. SMITH	32.800	M. SMITH	2:00.713	2:01.368	
23	T. WOTTON	29.843	M. SMITH	35.740	M. SMITH	23.052	T. WOTTON	33.232	T. WOTTON	2:01.024	2:01.408	
24	G. FOSTER	30.331	D. LARK	35.849	D. LARK	23.500	D. LARK	33.759	D. LARK	2:03.584	2:04.272	
25	D. LARK	30.476	G. FOSTER	36.737	G. FOSTER	23.695	G. FOSTER	33.791	G. FOSTER	2:04.554	2:05.128	

*** Qualifying time = 1:57.914. NON-QUALIFIERS PERMITTED TO START BY CLERK OF COURSE ***

The results are provisional until the end of the time limit for protests and appeals.


 Chief Time Keeper - Scott Laing


 Clerk of Course - Tom Williams




Computime Race Timing Systems Pty Ltd © 1996
 Licensed to Computime Race Timing Systems

COMPUTIME RACE TIMING SYSTEMS PTY LTD
www.computime.com.au

9 Timber Lane, Glen Waverley Vic 3150. Ph: 0418 17 13 17

E-mail: scott@computime.com.au





SUPPORT CLASS RESULTS

AUSTRALIAN PERIOD 5/6

Date: 24/02/17
 Event: Q01
 Weather: Cloudy - Temp: 16.4C
 Track: Dry - Temp: 20.0C

Started at: 08:25:06
 Laps: 15 Min
 Starters: 25
 Printed at: 10:39

PROVISIONAL GRID SHEET



1	2 C. HERN 1:38.855	88 D. OUGHTRED 1:40.930	193 J. DIGIANDOM 1:42.534
2	36 M. CLARK 1:43.221	31 C. DITCHBURN 1:43.412	76 S. WEBSTER 1:43.673
3	79 S. KAIRL 1:44.473	87 J. HURST 1:44.774	62 R. RUWOLDT 1:47.446
4	56 J. MELLERICK 1:47.483	9 D. CASTLETON 1:48.341	8 A. TEHENNEPE 1:48.494
5	48 M. NEASON 1:48.497	21 D. ACKLAND 1:49.128	73 G. CRUTCHLEY 1:49.512
6	113 B. LEEN 1:49.756	59 C. STEWART 1:50.019	4 P. POVOLNY 1:53.034
7	12 R. EASTON 1:54.582	22 K. WEBB 1:56.072	15 B. LOPATEN 1:58.764
8	63 M. SMITH 2:01.368	717 T. WOTTON 2:01.408	816 D. LARK 2:04.272
9	61 G. FOSTER 2:05.128		

*** Qualifying time = 1:57.914. NON-QUALIFIERS PERMITTED TO START BY CLERK OF COURSE ***

The results are provisional until the end of the time limit for protests and appeals.

Chief Time Keeper - Scott Laing

Clerk of Course - Tom Williams



Computime Race Timing Systems Pty Ltd © 1996
 Licensed to Computime Race Timing Systems

COMPUTIME RACE TIMING SYSTEMS PTY LTD
www.computime.com.au

9 Timber Lane, Glen Waverley Vic 3150. Ph: 0418 17 13 17

E-mail: scott@computime.com.au

